

**EASTER**

*Activity*

**BOOKLET**

# Happy Easter from the Sheffield Virtual School

The Sheffield Virtual School have popped together some activities to keep you busy during the Easter holidays! You will find wordsearches, game ideas and recipes to keep you entertained. As always, we would love to see any photographs of your marvellous creations, so please do show these to your Social Worker so they're able to pass them to us.

We hope all children have a lovely Easter break!



## Easter Wordsearch

### Easter Word Search

|   |   |   |   |   |   |   |   |   |   |   |   |
|---|---|---|---|---|---|---|---|---|---|---|---|
| e | a | s | a | b | a | j | e | g | y | u | f |
| p | e | g | g | s | p | h | b | i | b | d | l |
| i | b | u | n | b | r | l | u | s | e | z | o |
| y | o | c | h | i | i | a | n | p | a | s | w |
| p | n | h | b | o | l | v | n | r | s | p | e |
| b | n | f | l | o | t | s | y | s | j | r | r |
| p | e | o | c | h | i | c | k | g | d | i | v |
| o | t | j | f | h | u | t | c | h | u | n | t |
| l | g | l | a | m | b | b | f | l | r | g | t |
| a | p | r | e | a | s | t | e | r | u | i | v |
| p | l | l | a | m | x | r | c | h | i | v | l |
| p | b | o | n | b | d | c | g | b | j | d | q |



Eggs



Bunny



Chick



Spring



Hunt



Lamb



April



Easter



Bonnet



Flower



# Easter Read and Rhyme Game

Roll the dice and land on a word. Think of a word which rhymes and say it out aloud.  
The winner is the first one to the finish line!

**START**



chick



Spring



flower



miss a turn



egg



bunny



nest



hide



go back 2  
spaces



cross



trail



treats



lamb



hop



bun



Church



Bonnet




miss a turn

**FINISH**




# Easter Scavenger Hunt


Include riddle and rhyme cards into your Easter Scavenger Hunt! Use some of the clues below (either poems or question cards) to make finding Easter treats more egg-citing!




*Sit yourself down,  
Have a little think,  
You will find me,  
In the kitchen \_\_\_\_\_.*




*This clue is on a shelf,  
Go and have a look,  
Enjoying words and pictures,  
It's hiding in a \_\_\_\_\_!*




*You use me when,  
Your plants need to drink.  
Sprinkle water from me,  
Fill me up at the sink...*




*You might use me to cool  
down on a Summers day,  
wash the car or water the  
plants...*




*When you stare at me, you  
see yourself in reverse. What  
turns everything around but  
does not move?*



*I am dry and I am crunchy.  
You may like to eat me in the  
morning...*



*I greet everybody who comes  
into the house, but I never say  
a word...*






















*I keep your feet warm and  
always come in pairs (but  
sometimes you might find an  
odd one!)*



# Reading Challenge Cards

We hope that you will continue to read during the Easter holidays. Use these reading challenge cards to think about what you have read and look at activities linked to reading!

|   |  |   |   |  |   |
|---|--|---|---|--|---|
| <br>Draw a picture of your favourite part of the story                           | <br>Find 5 words in the text. Talk about the meaning of each and put them in a sentence.                                | <br>Give a book review. How many would you score out of 10 and why?                            | <br>Is there a character in the story you would like to be? Why?                   | <br>Think about each character from the story. What word best describes each character? | <br>Can you think of a better title for the story?               |
| <br>Look for any new words you have seen in the text and talk about the meaning. | <br>Look for punctuation in the text you have read and talk about why it is there.                                      | <br>Draw a picture of your favourite character from the story.                                 | <br>If you could write a letter to the author, what would you say about the story? | <br>If you could give advice to a character, what advice would you offer?               | <br>Can you create a timeline for different points of the story? |
| <br>What are 5 questions you could ask somebody about this book if they read it? | <br>Look at a word and think of other synonyms for that word (a word that means the same or similar) - big, large, huge | <br>Look at a word and think of an antonym for that word (a word that is opposite) - hot, cold | <b>ABC</b><br>Find 10 words in your book and put them in alphabetical order.  | <br>Look for any words you didn't understand and talk about the meaning.                |   |
| <br>If you could ask a character 3 questions, what would they be?              | <br>Look for any words in the story that create atmosphere.   | <br>Pretend you are in the story - what would you change and why?                            |   |  |   |



# Easter Games and activities

There are lots of games to play linked to Easter and activities you can do. You can even create your own games to play!

## Link games into Spring time walks

You could incorporate I spy or a scavenger hunt into a walk, or even have sets of googly eyes to make things come to life! You could even play a nature bingo game!

## Easter word finder

Find an Easter word (or words together) and see how many smaller words you can make!

For example: How many words can you make from 'Chocolate egg'?


### Pin the tail on the bunny

A spin on the classic! Draw a lovely bunny character and use your colouring or painting skills to bring him to life!



### Egg and spoon race

Spring is in the air, so get out into the garden! Have an egg and spoon race to see who can cross the finish line first!



### Easter A-Z

See if you can think and write down one word beginning each letter of the alphabet. Each word has to be something to do with Easter!  
For example: E = egg, C = chick



### Easter Egg exchange game

Play an Easter Egg exchange game using a dice – there are lots of templates on the internet you can use!

### Easter Bunny says...

Use the same rules as 'Simon says' but instead, keep it in theme. "The Easter Bunny says...jump up and down!"

### Easter word scrambles

Can you unscramble the letters to find some Easter words? Make your own versions or have a look on the internet for some templates:

GESG

IHCKC

ETSARE

UYBNN

### Easter A-Z

See if you can think and write down one word beginning each letter of the alphabet. Each word has to be something to do with Easter!

For example: E = egg, C = chick



## Easter poetry or rap

Why not create an Easter poem, song or a rap? As a continuation of the popular Tracks course, weekly sessions have been taking place for Children Looked After in Years 6 and above at Red Tape Studios in Sheffield. There have been some great pieces of work developed over the weeks!


### Poem

You could create a poem about Easter or Spring time. What about an acrostic poem? You could make this into an Easter card to send to somebody and decorate.



### Write a song or a rap about Easter or springtime...

- Your song or rap must have at least one verse and one chorus
- Words you may like to include: egg, Spring, flower, chocolate, chicks, rabbits, sunshine, daylight, lambs
- Write down your lyrics so you can recite and learn them ready to perform
- Extra Challenge – try and make some of the lyrics rhyme ...
- Choose a title for your song/rap and then share it with your friends!




*Spring is on the way, Easter coming soon,  
The grass is getting greener, flowers start to bloom.  
I see the sun shining, hear a bird's graceful song,  
The garden fills with colour, the days are getting long.*



# Easter Crossword

Get your thinking caps on and try to solve our crossword!



## Across

2. You might receive a lot of this, but remember to share!
3. You may attend one of these at Church.
6. This is the season which is linked with Easter.
7. There may be lots of these born around Easter time!
8. Children make these, have a parade showing them off and normally, there are winners!

## Down

1. You may like these toasted and with butter!
4. The month of the year when Easter normally falls.
5. We hunt around the house or garden to find these!







## Bake some Easter goodies!

Use your reading and measuring skills and create some lovely Easter treats. You could make some rice crispie or cornflake buns and add some mini eggs on top, or how about trying one of our recipes?

### Mini Egg rocky road

#### Ingredients

- 175g/6oz dark chocolate, broken into pieces
- 125g/4 ½ oz milk chocolate, broken into pieces
- 2 tbsp golden syrup
- 75g/2 ¾ oz unsalted butter, diced
- 160g/5 ¾ oz sugar coated chocolate mini eggs
- 200g/7oz digestives or rich tea biscuits, broken into pieces
- 75g/2 ¾ oz hazelnuts, roughly chopped
- 75g/2 ¾ oz raisins




#### Method

1. Line a 20 x 30cm baking tin with baking paper
2. Put the dark and milk chocolate pieces into a large heatproof bowl, add the golden syrup and butter
3. Set the bowl with the chocolate over a pan of simmering water, but do not let the bottom of the bowl touch the water. Make sure an adult does this!
4. Stir from time to time until the butter and chocolate are melted and the mixture is smooth. Remove from the heat and leave to cool for 5 minutes – you don't want the marshmallows to melt!
5. Cut the chocolate mini eggs in half, but leave a few whole for decorating. Set one third of the eggs aside. Gently fold the chocolate eggs, biscuits, marshmallows, nuts and raisins into the chocolate mixture and combine
6. Spoon the mixture into the tin and level using the back of the spoon. Scatter the remaining mini eggs on the top
7. Refrigerate for at least 1 hour or completely firm. Cut into bars to serve.



## Pebble decorating

Could you decorate some pebbles to look like Easter eggs?



### Rock painting

#### You will need

Rocks (oval shape, to look like eggs)

Acrylic paint

Paintbrushes (medium for painting the entire rock and small for the details)

Cotton wool buds

Weatherproof sealer

#### Method

1. Firstly, make sure your rocks are clean and dry. Give them a good wash!
2. Get your paints ready and choose a paint to cover your entire rock. Pastel colours work well. Make sure the paint is dry before you move on
3. When the rock is dry, use a small paintbrush to paint on zig zags and lines or cotton wool buds to add dots
4. Leave your rocks to dry overnight. When dry, seal the rocks using a weatherproof sealer
5. You could use these for gifts, on an Easter hunt or leave them when you go on a walk for somebody else to find!

Whatever crafts, games and activities you decide to do,  
we hope you have a great time...

*With love from the Sheffield Virtual School*